

**May 5, 2026, Primary/Special Election
Unofficial Certification of Results
Signature Form**

We, the undersigned Members of the Board of Elections of County indicated below, do hereby certify that the Unofficial Results of the Election (county specific and most-populous, if applicable) submitted to the Secretary of State's Office are valid and accurate, and and the number of absentee voters reconciles with the number of absentee ballots cast and counted.


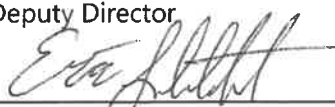

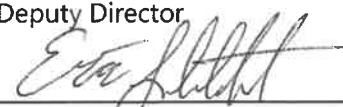


Mercer
County Name

IN WITNESS WHEREOF, we have subscribed our names officially on the date indicated below:

May 5, 2026
Today's Date

Before signing this form, please prepare an email to Results@OhioSoS.gov with the following attachments, check them off, and ensuring the correct attachments are included with the email:

- Summary Report (if a separate report from Group Detail. If this report is unavailable, please contact your vendor.)
- Group Detail Report

 _____ Director	 _____ Deputy Director
 _____ Board Member	 _____ Board Member
 _____ Board Member	 _____ Board Member

Election Summary Results Report
 May Primary/Special Election
 May 5, 2026

Unofficial Final Results

Mercer County

Statistics

	TOTAL	Election Day	Absentee	Absentee Mail	Provisional
Election Day Precincts Reporting	36 of 36	36	0	0	0
Registered Voters - Total	28,862				
Registered Voters - Democratic	1,206				
Registered Voters - Libertarian	0				
Registered Voters - Republican	10,496				
Registered Voters - NONPARTISAN	17,160				
Ballots Cast - Total	5,059	3,617	1,231	211	0
Ballots Cast - Democratic	900	451	374	75	0
Ballots Cast - Libertarian	6	3	1	2	0
Ballots Cast - Republican	4,014	3,076	823	115	0
Ballots Cast - NONPARTISAN	139	87	33	19	0
Voter Turnout - Total	17.53%				
Voter Turnout - Democratic	74.63%				
Voter Turnout - Libertarian	0.00%				
Voter Turnout - Republican	38.24%				
Voter Turnout - NONPARTISAN	0.81%				

DEM Governor and Lieutenant Governor

Vote For 1

	TOTAL	VOTE %	Election Day	Absentee	Absentee Mail	Provisional
Amy Acton and David Pepper	817	100.00%	412	348	57	0
Total Votes Cast	817	100.00%	412	348	57	0
Overvotes	0		0	0	0	0
Undervotes	83		39	26	18	0
Precincts Reporting	36 of 36					

DEM Attorney General

Vote For 1

	TOTAL	VOTE %	Election Day	Absentee	Absentee Mail	Provisional
Elliot Forhan	301	40.95%	160	113	28	0
John J. Kulewicz	434	59.05%	214	186	34	0
Total Votes Cast	735	100.00%	374	299	62	0
Overvotes	0		0	0	0	0
Undervotes	165		77	75	13	0
Precincts Reporting	36 of 36					

DEM Auditor of State

Vote For 1

	TOTAL	VOTE %	Election Day	Absentee	Absentee Mail	Provisional
Annette Blackwell	742	100.00%	369	309	64	0
Total Votes Cast	742	100.00%	369	309	64	0
Overvotes	0		0	0	0	0
Undervotes	158		82	65	11	0
Precincts Reporting	36 of 36					

Handwritten signatures:
 Keith K...
 Paul A. Long
 Eric...
 J. S...
 D. Khan

DEM Secretary of State

Vote For 1

	TOTAL	VOTE %	Election Day	Absentee	Absentee Mail	Provisional
Bryan Hambley	318	41.03%	152	144	22	0
Allison Russo	457	58.97%	237	178	42	0
Total Votes Cast	775	100.00%	389	322	64	0
Overvotes	0		0	0	0	0
Undervotes	125		62	52	11	0
Precincts Reporting	36 of 36					

DEM Treasurer of State

Vote For 1

	TOTAL	VOTE %	Election Day	Absentee	Absentee Mail	Provisional
Seth Walsh	739	100.00%	371	308	60	0
Total Votes Cast	739	100.00%	371	308	60	0
Overvotes	0		0	0	0	0
Undervotes	161		80	66	15	0
Precincts Reporting	36 of 36					

DEM Justice of the Supreme Court (FTC 1-1-2027)

Vote For 1

	TOTAL	VOTE %	Election Day	Absentee	Absentee Mail	Provisional
Marilyn Zayas	704	100.00%	352	292	60	0
Total Votes Cast	704	100.00%	352	292	60	0
Overvotes	0		0	0	0	0
Undervotes	196		99	82	15	0
Precincts Reporting	36 of 36					

DEM Justice of the Supreme Court (FTC 1-2-2027)

Vote For 1

	TOTAL	VOTE %	Election Day	Absentee	Absentee Mail	Provisional
Jennifer Brunner	721	100.00%	356	302	63	0
Total Votes Cast	721	100.00%	356	302	63	0
Overvotes	0		0	0	0	0
Undervotes	179		95	72	12	0
Precincts Reporting	36 of 36					

DEM U.S. Senator (UTE 1-3-2029)

Vote For 1

	TOTAL	VOTE %	Election Day	Absentee	Absentee Mail	Provisional
Sherrod Brown	796	90.25%	389	340	67	0
Ron Kincaid	86	9.75%	50	30	6	0
Total Votes Cast	882	100.00%	439	370	73	0
Overvotes	0		0	0	0	0
Undervotes	18		12	4	2	0
Precincts Reporting	36 of 36					

DEM Representative to Congress

Vote For 1

	TOTAL	VOTE %	Election Day	Absentee	Absentee Mail	Provisional
Joshua D. Kolasinski	724	100.00%	360	305	59	0
Total Votes Cast	724	100.00%	360	305	59	0
Overvotes	0		0	0	0	0
Undervotes	176		91	69	16	0
Precincts Reporting	36 of 36					

DEM State Representative

Vote For 1

	TOTAL	VOTE %	Election Day	Absentee	Absentee Mail	Provisional
Arienne C. Childrey	739	100.00%	372	308	59	0
Total Votes Cast	739	100.00%	372	308	59	0
Overvotes	0		0	0	0	0
Undervotes	161		79	66	16	0
Precincts Reporting	36 of 36					

DEM Member of State Central Committee, Man

Vote For 1

	TOTAL	VOTE %	Election Day	Absentee	Absentee Mail	Provisional
Richard C. Kerns	300	42.92%	140	132	28	0
Gary McPheron	226	32.33%	119	86	21	0
Joseph E. Reed	173	24.75%	92	72	9	0
Total Votes Cast	699	100.00%	351	290	58	0
Overvotes	0		0	0	0	0
Undervotes	201		100	84	17	0
Precincts Reporting	36 of 36					

DEM Member of State Central Committee, Woman

Vote For 1

	TOTAL	VOTE %	Election Day	Absentee	Absentee Mail	Provisional
Sharetta T. Smith	410	56.63%	203	172	35	0
Heather Tiefenthaler	314	43.37%	169	123	22	0
Total Votes Cast	724	100.00%	372	295	57	0
Overvotes	0		0	0	0	0
Undervotes	176		79	79	18	0
Precincts Reporting	36 of 36					

DEM Judge of the Court of Appeals (FTC 2-9-2027)

Vote For 1

	TOTAL	VOTE %	Election Day	Absentee	Absentee Mail	Provisional
No Valid Petition Filed	0		0	0	0	0
Total Votes Cast	0		0	0	0	0
Overvotes	0		0	0	0	0
Undervotes	900		451	374	75	0
Precincts Reporting	36 of 36					

DEM Judge of Court of Common Pleas (FTC 1-1-2027)

Vote For 1

	TOTAL	VOTE %	Election Day	Absentee	Absentee Mail	Provisional
No Valid Petition Filed	0		0	0	0	0
Total Votes Cast	0		0	0	0	0
Overvotes	0		0	0	0	0
Undervotes	900		451	374	75	0
Precincts Reporting	36 of 36					

DEM County Commissioner

Vote For 1

	TOTAL	VOTE %	Election Day	Absentee	Absentee Mail	Provisional
No Valid Petition Filed	0		0	0	0	0
Total Votes Cast	0		0	0	0	0
Overvotes	0		0	0	0	0
Undervotes	900		451	374	75	0
Precincts Reporting	36 of 36					

DEM County Auditor

Vote For 1

	TOTAL	VOTE %	Election Day	Absentee	Absentee Mail	Provisional
No Valid Petition Filed	0		0	0	0	0
Total Votes Cast	0		0	0	0	0
Overvotes	0		0	0	0	0
Undervotes	900		451	374	75	0
Precincts Reporting	36 of 36					

DEM County Coroner (UTE 12-31-2028)

Vote For 1

	TOTAL	VOTE %	Election Day	Absentee	Absentee Mail	Provisional
No Valid Petition Filed	0		0	0	0	0
Total Votes Cast	0		0	0	0	0
Overvotes	0		0	0	0	0
Undervotes	900		451	374	75	0
Precincts Reporting	36 of 36					

DEM Member of County Central Committee Celina A

Vote For 1

	TOTAL	VOTE %	Election Day	Absentee	Absentee Mail	Provisional
Cheryl Davis	48	100.00%	15	28	5	0
Total Votes Cast	48	100.00%	15	28	5	0
Overvotes	0		0	0	0	0
Undervotes	14		7	7	0	0
Precincts Reporting	1 of 1					

DEM Member of County Central Committee Celina B

Vote For 1	TOTAL	VOTE %	Election Day	Absentee	Absentee Mail	Provisional
Mary Wright	49	100.00%	16	27	6	0
Total Votes Cast	49	100.00%	16	27	6	0
Overvotes	0		0	0	0	0
Undervotes	9		2	4	3	0
Precincts Reporting	1 of 1					

DEM Member of County Central Committee Celina C

Vote For 1	TOTAL	VOTE %	Election Day	Absentee	Absentee Mail	Provisional
Phil Long	45	100.00%	27	13	5	0
Total Votes Cast	45	100.00%	27	13	5	0
Overvotes	0		0	0	0	0
Undervotes	7		4	2	1	0
Precincts Reporting	1 of 1					

DEM Member of County Central Committee Celina D

Vote For 1	TOTAL	VOTE %	Election Day	Absentee	Absentee Mail	Provisional
Sophia Rodriguez	47	100.00%	21	23	3	0
Total Votes Cast	47	100.00%	21	23	3	0
Overvotes	0		0	0	0	0
Undervotes	5		3	2	0	0
Precincts Reporting	1 of 1					

DEM Member of County Central Committee Celina E

Vote For 1	TOTAL	VOTE %	Election Day	Absentee	Absentee Mail	Provisional
Erica Lusk	27	100.00%	14	11	2	0
Total Votes Cast	27	100.00%	14	11	2	0
Overvotes	0		0	0	0	0
Undervotes	5		4	1	0	0
Precincts Reporting	1 of 1					

DEM Member of County Central Committee Celina F

Vote For 1	TOTAL	VOTE %	Election Day	Absentee	Absentee Mail	Provisional
Eric Lochtefeld	26	100.00%	7	18	1	0
Total Votes Cast	26	100.00%	7	18	1	0
Overvotes	0		0	0	0	0
Undervotes	6		2	4	0	0
Precincts Reporting	1 of 1					

DEM Member of County Central Committee Celina G

Vote For 1	TOTAL	VOTE %	Election Day	Absentee	Absentee Mail	Provisional
Shauni Poynter	25	100.00%	12	10	3	0
Total Votes Cast	25	100.00%	12	10	3	0
Overvotes	0		0	0	0	0
Undervotes	5		2	3	0	0
Precincts Reporting	1 of 1					

DEM Member of County Central Committee Celina H

Vote For 1	TOTAL	VOTE %	Election Day	Absentee	Absentee Mail	Provisional
Margaret Flaute	19	100.00%	7	10	2	0
Total Votes Cast	19	100.00%	7	10	2	0
Overvotes	0		0	0	0	0
Undervotes	6		1	5	0	0
Precincts Reporting	1 of 1					

DEM Member of County Central Committee East Jefferson North

Vote For 1	TOTAL	VOTE %	Election Day	Absentee	Absentee Mail	Provisional
No Valid Petition Filed	0		0	0	0	0
Total Votes Cast	0		0	0	0	0
Overvotes	0		0	0	0	0
Undervotes	11		7	4	0	0
Precincts Reporting	1 of 1					

DEM Member of County Central Committee East Jefferson South

Vote For 1	TOTAL	VOTE %	Election Day	Absentee	Absentee Mail	Provisional
Donald Holtvoigt	22	100.00%	4	15	3	0
Total Votes Cast	22	100.00%	4	15	3	0
Overvotes	0		0	0	0	0
Undervotes	11		4	4	3	0
Precincts Reporting	1 of 1					

DEM Member of County Central Committee West Jefferson

Vote For 1	TOTAL	VOTE %	Election Day	Absentee	Absentee Mail	Provisional
No Valid Petition Filed	0		0	0	0	0
Total Votes Cast	0		0	0	0	0
Overvotes	0		0	0	0	0
Undervotes	27		14	11	2	0
Precincts Reporting	1 of 1					

DEM Member of County Central Committee Center Township

Vote For 1

	TOTAL	VOTE %	Election Day	Absentee	Absentee Mail	Provisional
Brenda K. VanTilburg	21	100.00%	15	6	0	0
Total Votes Cast	21	100.00%	15	6	0	0
Overvotes	0		0	0	0	0
Undervotes	7		1	4	2	0
Precincts Reporting	1 of 1					

DEM Member of County Central Committee Coldwater West

Vote For 1

	TOTAL	VOTE %	Election Day	Absentee	Absentee Mail	Provisional
Karla Feltz	19	100.00%	10	7	2	0
Total Votes Cast	19	100.00%	10	7	2	0
Overvotes	0		0	0	0	0
Undervotes	5		2	2	1	0
Precincts Reporting	1 of 1					

DEM Member of County Central Committee Coldwater Central

Vote For 1

	TOTAL	VOTE %	Election Day	Absentee	Absentee Mail	Provisional
No Valid Petition Filed	0		0	0	0	0
Total Votes Cast	0		0	0	0	0
Overvotes	0		0	0	0	0
Undervotes	30		11	12	7	0
Precincts Reporting	1 of 1					

DEM Member of County Central Committee Coldwater Northeast

Vote For 1

	TOTAL	VOTE %	Election Day	Absentee	Absentee Mail	Provisional
Melvin Steinbrunner	20	100.00%	15	5	0	0
Total Votes Cast	20	100.00%	15	5	0	0
Overvotes	0		0	0	0	0
Undervotes	3		3	0	0	0
Precincts Reporting	1 of 1					

DEM Member of County Central Committee Coldwater Southeast

Vote For 1

	TOTAL	VOTE %	Election Day	Absentee	Absentee Mail	Provisional
No Valid Petition Filed	0		0	0	0	0
Total Votes Cast	0		0	0	0	0
Overvotes	0		0	0	0	0
Undervotes	22		15	7	0	0
Precincts Reporting	1 of 1					

DEM Member of County Central Committee Butler East

Vote For 1

	TOTAL	VOTE %	Election Day	Absentee	Absentee Mail	Provisional
No Valid Petition Filed	0		0	0	0	0
Total Votes Cast	0		0	0	0	0
Overvotes	0		0	0	0	0
Undervotes	12		6	6	0	0
Precincts Reporting	1 of 1					

DEM Member of County Central Committee Butler West

Vote For 1

	TOTAL	VOTE %	Election Day	Absentee	Absentee Mail	Provisional
No Valid Petition Filed	0		0	0	0	0
Total Votes Cast	0		0	0	0	0
Overvotes	0		0	0	0	0
Undervotes	17		7	9	1	0
Precincts Reporting	1 of 1					

DEM Member of County Central Committee St. Henry North

Vote For 1

	TOTAL	VOTE %	Election Day	Absentee	Absentee Mail	Provisional
No Valid Petition Filed	0		0	0	0	0
Total Votes Cast	0		0	0	0	0
Overvotes	0		0	0	0	0
Undervotes	26		15	9	2	0
Precincts Reporting	1 of 1					

DEM Member of County Central Committee St. Henry South

Vote For 1

	TOTAL	VOTE %	Election Day	Absentee	Absentee Mail	Provisional
No Valid Petition Filed	0		0	0	0	0
Total Votes Cast	0		0	0	0	0
Overvotes	0		0	0	0	0
Undervotes	18		13	4	1	0
Precincts Reporting	1 of 1					

DEM Member of County Central Committee Granville East

Vote For 1

	TOTAL	VOTE %	Election Day	Absentee	Absentee Mail	Provisional
No Valid Petition Filed	0		0	0	0	0
Total Votes Cast	0		0	0	0	0
Overvotes	0		0	0	0	0
Undervotes	3		2	1	0	0
Precincts Reporting	1 of 1					

DEM Member of County Central Committee Granville West

Vote For 1

	TOTAL	VOTE %	Election Day	Absentee	Absentee Mail	Provisional
No Valid Petition Filed	0		0	0	0	0
Total Votes Cast	0		0	0	0	0
Overvotes	0		0	0	0	0
Undervotes	1		1	0	0	0
Precincts Reporting	1 of 1					

DEM Member of County Central Committee Ft. Recovery Village

Vote For 1

	TOTAL	VOTE %	Election Day	Absentee	Absentee Mail	Provisional
Leslie Wenning	29	100.00%	21	6	2	0
Total Votes Cast	29	100.00%	21	6	2	0
Overvotes	0		0	0	0	0
Undervotes	4		3	1	0	0
Precincts Reporting	1 of 1					

DEM Member of County Central Committee Gibson Township

Vote For 1

	TOTAL	VOTE %	Election Day	Absentee	Absentee Mail	Provisional
No Valid Petition Filed	0		0	0	0	0
Total Votes Cast	0		0	0	0	0
Overvotes	0		0	0	0	0
Undervotes	6		5	1	0	0
Precincts Reporting	1 of 1					

DEM Member of County Central Committee Recovery Township

Vote For 1

	TOTAL	VOTE %	Election Day	Absentee	Absentee Mail	Provisional
No Valid Petition Filed	0		0	0	0	0
Total Votes Cast	0		0	0	0	0
Overvotes	0		0	0	0	0
Undervotes	8		6	2	0	0
Precincts Reporting	1 of 1					

DEM Member of County Central Committee Rockford Village

Vote For 1

	TOTAL	VOTE %	Election Day	Absentee	Absentee Mail	Provisional
No Valid Petition Filed	0		0	0	0	0
Total Votes Cast	0		0	0	0	0
Overvotes	0		0	0	0	0
Undervotes	21		15	5	1	0
Precincts Reporting	1 of 1					

DEM Member of County Central Committee Dublin Township

Vote For 1

	TOTAL	VOTE %	Election Day	Absentee	Absentee Mail	Provisional
No Valid Petition Filed	0		0	0	0	0
Total Votes Cast	0		0	0	0	0
Overvotes	0		0	0	0	0
Undervotes	26		17	8	1	0
Precincts Reporting	1 of 1					

DEM Member of County Central Committee Mendon-Union

Vote For 1

	TOTAL	VOTE %	Election Day	Absentee	Absentee Mail	Provisional
No Valid Petition Filed	0		0	0	0	0
Total Votes Cast	0		0	0	0	0
Overvotes	0		0	0	0	0
Undervotes	14		5	8	1	0
Precincts Reporting	1 of 1					

DEM Member of County Central Committee Marion East

Vote For 1

	TOTAL	VOTE %	Election Day	Absentee	Absentee Mail	Provisional
No Valid Petition Filed	0		0	0	0	0
Total Votes Cast	0		0	0	0	0
Overvotes	0		0	0	0	0
Undervotes	11		4	7	0	0
Precincts Reporting	1 of 1					

DEM Member of County Central Committee Marion West

Vote For 1

	TOTAL	VOTE %	Election Day	Absentee	Absentee Mail	Provisional
No Valid Petition Filed	0		0	0	0	0
Total Votes Cast	0		0	0	0	0
Overvotes	0		0	0	0	0
Undervotes	23		12	9	2	0
Precincts Reporting	1 of 1					

DEM Member of County Central Committee Franklin East

Vote For 1

	TOTAL	VOTE %	Election Day	Absentee	Absentee Mail	Provisional
No Valid Petition Filed	0		0	0	0	0
Total Votes Cast	0		0	0	0	0
Overvotes	0		0	0	0	0
Undervotes	32		19	12	1	0
Precincts Reporting	1 of 1					

DEM Member of County Central Committee Franklin West

Vote For 1

	TOTAL	VOTE %	Election Day	Absentee	Absentee Mail	Provisional
Teresa Wilson	28	100.00%	21	5	2	0
Total Votes Cast	28	100.00%	21	5	2	0
Overvotes	0		0	0	0	0
Undervotes	12		5	7	0	0
Precincts Reporting	1 of 1					

DEM Member of County Central Committee Hopewell Township

Vote For 1

	TOTAL	VOTE %	Election Day	Absentee	Absentee Mail	Provisional
Thomas Mosier	24	100.00%	9	9	6	0
Total Votes Cast	24	100.00%	9	9	6	0
Overvotes	0		0	0	0	0
Undervotes	4		1	2	1	0
Precincts Reporting	1 of 1					

DEM Member of County Central Committee Liberty Township

Vote For 1

	TOTAL	VOTE %	Election Day	Absentee	Absentee Mail	Provisional
David Linn	12	100.00%	4	8	0	0
Total Votes Cast	12	100.00%	4	8	0	0
Overvotes	0		0	0	0	0
Undervotes	2		1	1	0	0
Precincts Reporting	1 of 1					

DEM Member of County Central Committee Washington Township

Vote For 1

	TOTAL	VOTE %	Election Day	Absentee	Absentee Mail	Provisional
No Valid Petition Filed	0		0	0	0	0
Total Votes Cast	0		0	0	0	0
Overvotes	0		0	0	0	0
Undervotes	12		6	4	2	0
Precincts Reporting	1 of 1					

DEM Member of County Central Committee Blackcreek Township

Vote For 1

	TOTAL	VOTE %	Election Day	Absentee	Absentee Mail	Provisional
No Valid Petition Filed	0		0	0	0	0
Total Votes Cast	0		0	0	0	0
Overvotes	0		0	0	0	0
Undervotes	14		8	5	1	0
Precincts Reporting	1 of 1					

LIB Governor and Lieutenant Governor

Vote For 1

	TOTAL	VOTE %	Election Day	Absentee	Absentee Mail	Provisional
Don Kissick and James L. Mills	4	66.67%	3	0	1	0
Write-In Totals	2	33.33%	0	1	1	0
Write-In: Travis Jon Vought and Christy Jo Orr	0	0.00%	0	0	0	0
Write-In: Uncertified Write-Ins	0	0.00%	0	0	0	0
Not Assigned	2	33.33%	0	1	1	0
Total Votes Cast	6	100.00%	3	1	2	0
Overvotes	0		0	0	0	0
Undervotes	0		0	0	0	0
Precincts Reporting	36 of 36					

LIB Auditor of State

Vote For 1

	TOTAL	VOTE %	Election Day	Absentee	Absentee Mail	Provisional
Write-In Totals	4	100.00%	2	1	1	0
Write-In: Aidan Michael Jeffery	0	0.00%	0	0	0	0
Write-In: Uncertified Write-Ins	0	0.00%	0	0	0	0
Not Assigned	4	100.00%	2	1	1	0
Total Votes Cast	4	100.00%	2	1	1	0
Overvotes	0		0	0	0	0
Undervotes	2		1	0	1	0
Precincts Reporting	36 of 36					

LIB Secretary of State

Vote For 1

	TOTAL	VOTE %	Election Day	Absentee	Absentee Mail	Provisional
Tom Pruss	6	100.00%	3	1	2	0
Total Votes Cast	6	100.00%	3	1	2	0
Overvotes	0		0	0	0	0
Undervotes	0		0	0	0	0
Precincts Reporting	36 of 36					

LIB U.S. Senator (UTE 1-3-2029)

Vote For 1

	TOTAL	VOTE %	Election Day	Absentee	Absentee Mail	Provisional
Jeffrey M. Kanter Invalid	1	16.67%	0	0	1	0
William B. Redpath	5	83.33%	3	1	1	0
Total Votes Cast	6	100.00%	3	1	2	0
Overvotes	0		0	0	0	0
Undervotes	0		0	0	0	0
Precincts Reporting	36 of 36					

REP Governor and Lieutenant Governor

Vote For 1

	TOTAL	VOTE %	Election Day	Absentee	Absentee Mail	Provisional
Candidate Withdrawn	142	3.67%	102	36	4	0
Casey Putsch and Kimberly C. Georgetown	796	20.60%	650	139	7	0
Vivek Ramaswamy and Robert A. McColley	2,926	75.72%	2,222	617	87	0
Total Votes Cast	3,864	100.00%	2,974	792	98	0
Overvotes	0		0	0	0	0
Undervotes	150		102	31	17	0
Precincts Reporting	36 of 36					

REP Attorney General

Vote For 1

	TOTAL	VOTE %	Election Day	Absentee	Absentee Mail	Provisional
Keith Faber	3,527	100.00%	2,703	730	94	0
Total Votes Cast	3,527	100.00%	2,703	730	94	0
Overvotes	0		0	0	0	0
Undervotes	487		373	93	21	0
Precincts Reporting	36 of 36					

REP Auditor of State

Vote For 1

	TOTAL	VOTE %	Election Day	Absentee	Absentee Mail	Provisional
Frank LaRose	3,406	100.00%	2,614	700	92	0
Total Votes Cast	3,406	100.00%	2,614	700	92	0
Overvotes	0		0	0	0	0
Undervotes	608		462	123	23	0
Precincts Reporting	36 of 36					

REP Secretary of State

Vote For 1

	TOTAL	VOTE %	Election Day	Absentee	Absentee Mail	Provisional
Robert Sprague	2,472	71.01%	1,868	531	73	0
Marcell Strbich	1,009	28.99%	805	182	22	0
Total Votes Cast	3,481	100.00%	2,673	713	95	0
Overvotes	0		0	0	0	0
Undervotes	533		403	110	20	0
Precincts Reporting	36 of 36					

REP Treasurer of State

Vote For 1

	TOTAL	VOTE %	Election Day	Absentee	Absentee Mail	Provisional
Jay Edwards	1,941	55.14%	1,506	379	56	0
Kristina D. Roegner	1,579	44.86%	1,205	336	38	0
Total Votes Cast	3,520	100.00%	2,711	715	94	0
Overvotes	0		0	0	0	0
Undervotes	494		365	108	21	0
Precincts Reporting	36 of 36					

REP Justice of the Supreme Court (FTC 1-1-2027)

Vote For 1

	TOTAL	VOTE %	Election Day	Absentee	Absentee Mail	Provisional
Daniel R. Hawkins	3,087	100.00%	2,371	632	84	0
Total Votes Cast	3,087	100.00%	2,371	632	84	0
Overvotes	0		0	0	0	0
Undervotes	927		705	191	31	0
Precincts Reporting	36 of 36					

REP Justice of the Supreme Court (FTC 1-2-2027)

Vote For 1

	TOTAL	VOTE %	Election Day	Absentee	Absentee Mail	Provisional
Andrew King	1,316	39.25%	1,032	253	31	0
Jill Lanzinger	439	13.09%	319	105	15	0
Ronald Lewis	483	14.40%	372	93	18	0
Colleen O'Donnell	1,115	33.25%	852	238	25	0
Total Votes Cast	3,353	100.00%	2,575	689	89	0
Overvotes	0		0	0	0	0
Undervotes	661		501	134	26	0
Precincts Reporting	36 of 36					

REP U.S. Senator (UTE 1-3-2029)

Vote For 1

	TOTAL	VOTE %	Election Day	Absentee	Absentee Mail	Provisional
Jon Husted	3,422	100.00%	2,624	702	96	0
Total Votes Cast	3,422	100.00%	2,624	702	96	0
Overvotes	0		0	0	0	0
Undervotes	592		452	121	19	0
Precincts Reporting	36 of 36					

REP Representative to Congress

Vote For 1

	TOTAL	VOTE %	Election Day	Absentee	Absentee Mail	Provisional
Jim Jordan	3,564	100.00%	2,732	730	102	0
Total Votes Cast	3,564	100.00%	2,732	730	102	0
Overvotes	0		0	0	0	0
Undervotes	450		344	93	13	0
Precincts Reporting	36 of 36					

REP State Representative

Vote For 1

	TOTAL	VOTE %	Election Day	Absentee	Absentee Mail	Provisional
Angie King	3,458	100.00%	2,659	709	90	0
Total Votes Cast	3,458	100.00%	2,659	709	90	0
Overvotes	0		0	0	0	0
Undervotes	556		417	114	25	0
Precincts Reporting	36 of 36					

REP Member of State Central Committee, Man

Vote For 1	TOTAL	VOTE %	Election Day	Absentee	Absentee Mail	Provisional
Keith Cheney	3,269	100.00%	2,516	670	83	0
Total Votes Cast	3,269	100.00%	2,516	670	83	0
Overvotes	0		0	0	0	0
Undervotes	745		560	153	32	0
Precincts Reporting	36 of 36					

REP Member of State Central Committee, Woman

Vote For 1	TOTAL	VOTE %	Election Day	Absentee	Absentee Mail	Provisional
Ranae Lentz	3,077	100.00%	2,363	635	79	0
Total Votes Cast	3,077	100.00%	2,363	635	79	0
Overvotes	0		0	0	0	0
Undervotes	937		713	188	36	0
Precincts Reporting	36 of 36					

REP Judge of the Court of Appeals (FTC 2-9-2027)

Vote For 1	TOTAL	VOTE %	Election Day	Absentee	Absentee Mail	Provisional
Mark C. Miller	3,189	100.00%	2,449	656	84	0
Total Votes Cast	3,189	100.00%	2,449	656	84	0
Overvotes	0		0	0	0	0
Undervotes	825		627	167	31	0
Precincts Reporting	36 of 36					

REP Judge of the Court of Common Pleas (FTC 1-1-2027)

Vote For 1	TOTAL	VOTE %	Election Day	Absentee	Absentee Mail	Provisional
Matthew L. Gilmore	3,374	100.00%	2,584	700	90	0
Total Votes Cast	3,374	100.00%	2,584	700	90	0
Overvotes	0		0	0	0	0
Undervotes	640		492	123	25	0
Precincts Reporting	36 of 36					

REP County Commissioner

Vote For 1	TOTAL	VOTE %	Election Day	Absentee	Absentee Mail	Provisional
David Buschur	3,387	100.00%	2,601	692	94	0
Total Votes Cast	3,387	100.00%	2,601	692	94	0
Overvotes	0		0	0	0	0
Undervotes	627		475	131	21	0
Precincts Reporting	36 of 36					

REP County Auditor

Vote For 1

	TOTAL	VOTE %	Election Day	Absentee	Absentee Mail	Provisional
Jeffrey S. Larmore	3,326	100.00%	2,549	687	90	0
Total Votes Cast	3,326	100.00%	2,549	687	90	0
Overvotes	0		0	0	0	0
Undervotes	688		527	136	25	0
Precincts Reporting	36 of 36					

REP County Coroner (UTE 12-31-2028)

Vote For 1

	TOTAL	VOTE %	Election Day	Absentee	Absentee Mail	Provisional
Alyssa Tobe	3,412	100.00%	2,612	704	96	0
Total Votes Cast	3,412	100.00%	2,612	704	96	0
Overvotes	0		0	0	0	0
Undervotes	602		464	119	19	0
Precincts Reporting	36 of 36					

REP Member of County Central Committee Celina A

Vote For 1

	TOTAL	VOTE %	Election Day	Absentee	Absentee Mail	Provisional
Thomas R. Sanford	100	100.00%	56	40	4	0
Total Votes Cast	100	100.00%	56	40	4	0
Overvotes	0		0	0	0	0
Undervotes	22		12	8	2	0
Precincts Reporting	1 of 1					

REP Member of County Central Committee Celina B

Vote For 1

	TOTAL	VOTE %	Election Day	Absentee	Absentee Mail	Provisional
Toni K. Slusser	110	100.00%	64	33	13	0
Total Votes Cast	110	100.00%	64	33	13	0
Overvotes	0		0	0	0	0
Undervotes	17		14	1	2	0
Precincts Reporting	1 of 1					

REP Member of County Central Committee Celina C

Vote For 1

	TOTAL	VOTE %	Election Day	Absentee	Absentee Mail	Provisional
Eric Baltzell	108	100.00%	57	49	2	0
Total Votes Cast	108	100.00%	57	49	2	0
Overvotes	0		0	0	0	0
Undervotes	19		11	5	3	0
Precincts Reporting	1 of 1					

REP Member of County Central Committee Celina D

Vote For 1

	TOTAL	VOTE %	Election Day	Absentee	Absentee Mail	Provisional
Jeffrey S. Hazel	72	100.00%	56	16	0	0
Total Votes Cast	72	100.00%	56	16	0	0
Overvotes	0		0	0	0	0
Undervotes	15		10	5	0	0
Precincts Reporting	1 of 1					

REP Member of County Central Committee Celina E

Vote For 1

	TOTAL	VOTE %	Election Day	Absentee	Absentee Mail	Provisional
Chris Doseck	56	100.00%	36	19	1	0
Total Votes Cast	56	100.00%	36	19	1	0
Overvotes	0		0	0	0	0
Undervotes	10		8	2	0	0
Precincts Reporting	1 of 1					

REP Member of County Central Committee Celina F

Vote For 1

	TOTAL	VOTE %	Election Day	Absentee	Absentee Mail	Provisional
John Lessick	61	100.00%	38	23	0	0
Total Votes Cast	61	100.00%	38	23	0	0
Overvotes	0		0	0	0	0
Undervotes	14		12	2	0	0
Precincts Reporting	1 of 1					

REP Member of County Central Committee Celina G

Vote For 1

	TOTAL	VOTE %	Election Day	Absentee	Absentee Mail	Provisional
Thomas Rable	44	100.00%	26	17	1	0
Total Votes Cast	44	100.00%	26	17	1	0
Overvotes	0		0	0	0	0
Undervotes	14		11	3	0	0
Precincts Reporting	1 of 1					

REP Member of County Central Committee Celina H

Vote For 1

	TOTAL	VOTE %	Election Day	Absentee	Absentee Mail	Provisional
Craig Bruns	94	100.00%	46	40	8	0
Total Votes Cast	94	100.00%	46	40	8	0
Overvotes	0		0	0	0	0
Undervotes	20		11	9	0	0
Precincts Reporting	1 of 1					

REP Member of County Central Committee East Jefferson North

Vote For 1

	TOTAL	VOTE %	Election Day	Absentee	Absentee Mail	Provisional
No Valid Petition Filed	0		0	0	0	0
Total Votes Cast	0		0	0	0	0
Overvotes	0		0	0	0	0
Undervotes	78		54	24	0	0
Precincts Reporting	1 of 1					

REP Member of County Central Committee East Jefferson South

Vote For 1

	TOTAL	VOTE %	Election Day	Absentee	Absentee Mail	Provisional
Mark King	85	100.00%	56	27	2	0
Total Votes Cast	85	100.00%	56	27	2	0
Overvotes	0		0	0	0	0
Undervotes	23		16	6	1	0
Precincts Reporting	1 of 1					

REP Member of County Central Committee West Jefferson

Vote For 1

	TOTAL	VOTE %	Election Day	Absentee	Absentee Mail	Provisional
Travis J. Faber	129	100.00%	98	27	4	0
Total Votes Cast	129	100.00%	98	27	4	0
Overvotes	0		0	0	0	0
Undervotes	32		16	16	0	0
Precincts Reporting	1 of 1					

REP Member of County Central Committee Center Township

Vote For 1

	TOTAL	VOTE %	Election Day	Absentee	Absentee Mail	Provisional
Luke J. VanTilburg	112	100.00%	89	21	2	0
Total Votes Cast	112	100.00%	89	21	2	0
Overvotes	0		0	0	0	0
Undervotes	29		14	14	1	0
Precincts Reporting	1 of 1					

REP Member of County Central Committee Coldwater West

Vote For 1

	TOTAL	VOTE %	Election Day	Absentee	Absentee Mail	Provisional
Doug Timmerman	106	100.00%	93	9	4	0
Total Votes Cast	106	100.00%	93	9	4	0
Overvotes	0		0	0	0	0
Undervotes	14		11	3	0	0
Precincts Reporting	1 of 1					

REP Member of County Central Committee Coldwater Central

Vote For 1						
	TOTAL	VOTE %	Election Day	Absentee	Absentee Mail	Provisional
No Valid Petition Filed	0		0	0	0	0
Total Votes Cast	0		0	0	0	0
Overvotes	0		0	0	0	0
Undervotes	112		71	21	20	0
Precincts Reporting	1 of 1					

REP Member of County Central Committee Coldwater Northeast

Vote For 1						
	TOTAL	VOTE %	Election Day	Absentee	Absentee Mail	Provisional
No Valid Petition Filed	0		0	0	0	0
Total Votes Cast	0		0	0	0	0
Overvotes	0		0	0	0	0
Undervotes	101		86	14	1	0
Precincts Reporting	1 of 1					

REP Member of County Central Committee Coldwater Southeast

Vote For 1						
	TOTAL	VOTE %	Election Day	Absentee	Absentee Mail	Provisional
Greg M. Bruns	78	100.00%	61	16	1	0
Total Votes Cast	78	100.00%	61	16	1	0
Overvotes	0		0	0	0	0
Undervotes	10		9	0	1	0
Precincts Reporting	1 of 1					

REP Member of County Central Committee Butler East

Vote For 1						
	TOTAL	VOTE %	Election Day	Absentee	Absentee Mail	Provisional
Brian C. Miller	80	100.00%	62	18	0	0
Total Votes Cast	80	100.00%	62	18	0	0
Overvotes	0		0	0	0	0
Undervotes	19		16	2	1	0
Precincts Reporting	1 of 1					

REP Member of County Central Committee Butler West

Vote For 1						
	TOTAL	VOTE %	Election Day	Absentee	Absentee Mail	Provisional
Robert J. Hibner	92	100.00%	72	19	1	0
Total Votes Cast	92	100.00%	72	19	1	0
Overvotes	0		0	0	0	0
Undervotes	21		19	2	0	0
Precincts Reporting	1 of 1					

REP Member of County Central Committee St. Henry North

Vote For 1

	TOTAL	VOTE %	Election Day	Absentee	Absentee Mail	Provisional
Jeffrey M. Garman	130	100.00%	105	21	4	0
Total Votes Cast	130	100.00%	105	21	4	0
Overvotes	0		0	0	0	0
Undervotes	21		19	2	0	0
Precincts Reporting	1 of 1					

REP Member of County Central Committee St. Henry South

Vote For 1

	TOTAL	VOTE %	Election Day	Absentee	Absentee Mail	Provisional
Samantha Timmerman	81	100.00%	70	8	3	0
Total Votes Cast	81	100.00%	70	8	3	0
Overvotes	0		0	0	0	0
Undervotes	14		9	2	3	0
Precincts Reporting	1 of 1					

REP Member of County Central Committee Granville East

Vote For 1

	TOTAL	VOTE %	Election Day	Absentee	Absentee Mail	Provisional
No Valid Petition Filed	0		0	0	0	0
Total Votes Cast	0		0	0	0	0
Overvotes	0		0	0	0	0
Undervotes	59		52	7	0	0
Precincts Reporting	1 of 1					

REP Member of County Central Committee Granville West

Vote For 1

	TOTAL	VOTE %	Election Day	Absentee	Absentee Mail	Provisional
No Valid Petition Filed	0		0	0	0	0
Total Votes Cast	0		0	0	0	0
Overvotes	0		0	0	0	0
Undervotes	102		89	8	5	0
Precincts Reporting	1 of 1					

REP Member of County Central Committee Ft. Recovery Village

Vote For 1

	TOTAL	VOTE %	Election Day	Absentee	Absentee Mail	Provisional
Matthew Minor	88	100.00%	83	4	1	0
Total Votes Cast	88	100.00%	83	4	1	0
Overvotes	0		0	0	0	0
Undervotes	6		5	1	0	0
Precincts Reporting	1 of 1					

REP Member of County Central Committee Gibson Township

Vote For 1

	TOTAL	VOTE %	Election Day	Absentee	Absentee Mail	Provisional
Anne R. Staugler	86	100.00%	80	5	1	0
Total Votes Cast	86	100.00%	80	5	1	0
Overvotes	0		0	0	0	0
Undervotes	12		12	0	0	0
Precincts Reporting	1 of 1					

REP Member of County Central Committee Recovery Township

Vote For 1

	TOTAL	VOTE %	Election Day	Absentee	Absentee Mail	Provisional
Todd Homan	111	100.00%	106	5	0	0
Total Votes Cast	111	100.00%	106	5	0	0
Overvotes	0		0	0	0	0
Undervotes	25		22	3	0	0
Precincts Reporting	1 of 1					

REP Member of County Central Committee Rockford Village

Vote For 1

	TOTAL	VOTE %	Election Day	Absentee	Absentee Mail	Provisional
Betty DuBry	60	100.00%	53	6	1	0
Total Votes Cast	60	100.00%	53	6	1	0
Overvotes	0		0	0	0	0
Undervotes	8		8	0	0	0
Precincts Reporting	1 of 1					

REP Member of County Central Committee Dublin Township

Vote For 1

	TOTAL	VOTE %	Election Day	Absentee	Absentee Mail	Provisional
Julie A. Peel	106	100.00%	92	13	1	0
Total Votes Cast	106	100.00%	92	13	1	0
Overvotes	0		0	0	0	0
Undervotes	13		12	1	0	0
Precincts Reporting	1 of 1					

REP Member of County Central Committee Mendon-Union

Vote For 1

	TOTAL	VOTE %	Election Day	Absentee	Absentee Mail	Provisional
Jim A. Weichart	82	100.00%	45	35	2	0
Total Votes Cast	82	100.00%	45	35	2	0
Overvotes	0		0	0	0	0
Undervotes	10		7	3	0	0
Precincts Reporting	1 of 1					

REP Member of County Central Committee Marion East

Vote For 1

	TOTAL	VOTE %	Election Day	Absentee	Absentee Mail	Provisional
Benjamin A. Kramer	165	100.00%	148	16	1	0
Total Votes Cast	165	100.00%	148	16	1	0
Overvotes	0		0	0	0	0
Undervotes	29		25	4	0	0
Precincts Reporting	1 of 1					

REP Member of County Central Committee Marion West

Vote For 1

	TOTAL	VOTE %	Election Day	Absentee	Absentee Mail	Provisional
David Buschur	168	100.00%	149	15	4	0
Total Votes Cast	168	100.00%	149	15	4	0
Overvotes	0		0	0	0	0
Undervotes	22		22	0	0	0
Precincts Reporting	1 of 1					

REP Member of County Central Committee Franklin East

Vote For 1

	TOTAL	VOTE %	Election Day	Absentee	Absentee Mail	Provisional
No Valid Petition Filed	0		0	0	0	0
Total Votes Cast	0		0	0	0	0
Overvotes	0		0	0	0	0
Undervotes	149		130	18	1	0
Precincts Reporting	1 of 1					

REP Member of County Central Committee Franklin West

Vote For 1

	TOTAL	VOTE %	Election Day	Absentee	Absentee Mail	Provisional
Stephanie Lynn Birt	158	100.00%	138	17	3	0
Total Votes Cast	158	100.00%	138	17	3	0
Overvotes	0		0	0	0	0
Undervotes	44		35	7	2	0
Precincts Reporting	1 of 1					

REP Member of County Central Committee Hopewell Township

Vote For 1

	TOTAL	VOTE %	Election Day	Absentee	Absentee Mail	Provisional
Garrett Hellwarth	102	100.00%	57	44	1	0
Total Votes Cast	102	100.00%	57	44	1	0
Overvotes	0		0	0	0	0
Undervotes	13		8	5	0	0
Precincts Reporting	1 of 1					

REP Member of County Central Committee Liberty Township

Vote For 1

	TOTAL	VOTE %	Election Day	Absentee	Absentee Mail	Provisional
Lisa Rene Stahl	69	100.00%	46	22	1	0
Total Votes Cast	69	100.00%	46	22	1	0
Overvotes	0		0	0	0	0
Undervotes	16		10	4	2	0
Precincts Reporting	1 of 1					

REP Member of County Central Committee Washington Township

Vote For 1

	TOTAL	VOTE %	Election Day	Absentee	Absentee Mail	Provisional
Jerry Laffin	92	100.00%	66	24	2	0
Total Votes Cast	92	100.00%	66	24	2	0
Overvotes	0		0	0	0	0
Undervotes	25		17	8	0	0
Precincts Reporting	1 of 1					

REP Member of County Central Committee Blackcreek Township

Vote For 1

	TOTAL	VOTE %	Election Day	Absentee	Absentee Mail	Provisional
E. Elaine Geyer	45	100.00%	40	3	2	0
Total Votes Cast	45	100.00%	40	3	2	0
Overvotes	0		0	0	0	0
Undervotes	6		5	1	0	0
Precincts Reporting	1 of 1					

Parkway School (Renewal) 8.97 mills current expenses

Vote For 1

	TOTAL	VOTE %	Election Day	Absentee	Absentee Mail	Provisional
FOR THE TAX LEVY	327	60.67%	241	75	11	0
AGAINST THE TAX LEVY	212	39.33%	159	49	4	0
Total Votes Cast	539	100.00%	400	124	15	0
Overvotes	0		0	0	0	0
Undervotes	7		5	2	0	0
Precincts Reporting	6 of 6					

Minster School (Renewal) 1.05 mills, permanant improvements

Vote For 1

	TOTAL	VOTE %	Election Day	Absentee	Absentee Mail	Provisional
FOR THE TAX LEVY	0	0.00%	0	0	0	0
+	3	100.00%	3	0	0	0
Total Votes Cast	3	100.00%	3	0	0	0
Overvotes	0		0	0	0	0
Undervotes	0		0	0	0	0
Precincts Reporting	1 of 1					

Proposed Tax Levy (Renewal) Current Expenses 0.4 mill Mercer County Children's Services

Vote For 1

	TOTAL	VOTE %	Election Day	Absentee	Absentee Mail	Provisional
FOR THE TAX LEVY	3,243	65.33%	2,287	807	149	0
AGAINST THE TAX LEVY	1,721	34.67%	1,262	408	51	0
Total Votes Cast	4,964	100.00%	3,549	1,215	200	0
Overvotes	0		0	0	0	0
Undervotes	95		68	16	11	0
Precincts Reporting	36 of 36					

Local Liquor Option Celina A

Vote For 1

	TOTAL	VOTE %	Election Day	Absentee	Absentee Mail	Provisional
YES	146	80.22%	75	62	9	0
NO	36	19.78%	15	20	1	0
Total Votes Cast	182	100.00%	90	82	10	0
Overvotes	0		0	0	0	0
Undervotes	3		0	2	1	0
Precincts Reporting	1 of 1					